



Human Body Teaching Project



The Project

- You and your team will become experts on one of five body systems
- You and your team will teach the rest of your classmates about your body system
- Each team will get 2 days to teach their system to the class
- Teams will need to:
 - figure out how to give notes
 - find a lab/activity and run it
 - create a review game
 - write a quiz or Show What You Know




The Systems

- Digestive (processing food)
- Respiratory (breathing)
- Circulatory (blood/heart)
- Excretory (removing wastes)
- Endocrine (hormones)
- Reproductive (Ms. Davis will do this one 😊)



Grading for Project and Body Unit

- Two SKILLS grades for Student Work Record
- Five QUIZZES, one for each body system
- One PROJECT grade for your lesson you create
- One TEST at the end



Homework: Homework will depend on what you and your group decides needs to be done. You may have to prepare materials and bring them in. Your team is counting on you to participate and contribute.



Teaching Days (Write These Down)

- | | |
|------------------------|--|
| 1. Digestive System | March 24 th and 25 th |
| 2. Respiratory System | March 26 th and 27 th |
| 3. Circulatory System | March 31 st and April 1 st |
| 4. Excretory System | April 2 nd and April 3 rd |
| 5. Endocrine System | April 7 th and 8 th |
| 6. Reproductive System | April 9 th and 10 th |
| Unit Test | April 16 th |



Important Date

- ALL papers that you need copied (labs, other notes, review games, quizzes, SWYK, etc.) must be turned in to Ms. Davis by Thursday, March 20th
- Ms. Davis will provide each student with:
 - Unit overview
 - Notes sheet
 - System diagram (if your team wants to use mine)



BYOD Days

- On days we are doing research or creating documents, you may bring your device
- You must have gotten your letter signed
- You will follow the rules and not use devices to text, look up other topics, listen to music
- You may not share devices if you have not gotten your letter signed
- Worksheets you create must be saved in Edmodo or Google docs and then printed from a desktop OR you can email them to Ms. Davis



Absences

- DO NOT take materials home that your team needs
- If you miss a day, you are still responsible for contributing to your team



Resources

- Start with the textbooks in the classroom
- Move to the resources from the media center
- Fill in any gaps with research on the Internet (Wikipedia is NOT allowed)
- ALL items (info, pictures, labs, etc.) must be cited
- Google is NOT a source and should never be cited as one
- Each team will need to submit one works cited page



Teamwork and Compromise

- EVERYONE in the team will contribute equally
- You will NOT get your way in every decision; compromise is the only way to include everyone
- Ms. Davis will NOT referee when people are not getting along or can't agree; points will be taken from your work record if she has to deal with your drama
- MOST IMPORTANTLY...trust each other to contribute and do your best



First Steps...What do you need to do today?

- Make sure everyone knows everyone else's name
- Reread the TEACHER FOR THE DAY GUIDELINES so you know what needs to be done
- Each member shares which part of the project they would like to work on
- Make decisions about who will work on which part and with whom
 - Limit the number of people working on a item to 2
 - Try Rock/Paper/Scissors if you can't compromise
- Everyone fills out their copy of HUMAN BODY PROJECT CHECKLIST

Homework

- Bring your devices everyday until 3/21

